

of the putative knot is inconclusive proof of its identity, because relative mobility is a function of gel concentration. Sedimentation velocity offers a direct physical measurement of the relative compactness of a molecule. Figure 3 shows the results of a sedimentation experiment illustrating that the new species sediments faster than the circle of the same sequence under denaturing conditions.<sup>10</sup>

The knot molecule formed here is the first of a series of knots that appear constructable from synthetic single-stranded DNA or RNA. Nucleic acid knots have the virtue that it is easy to make circular structures from the same molecule, thus providing a baseline structure for determining the physical properties<sup>18</sup> of these unusual molecular topologies. The A-B-A'-B' motif used here will result in more complex knots if longer double-helical segments are used; more complex motifs and other strategies will generate additional knots.

**Acknowledgment.** This research has been supported by Grant GM-29554 from the NIH. We are grateful to Dr. Nicholas Cozzarelli for providing us with a copy of the program KNOTTER by John Jenkins. We thank Drs. Stuart Fischer and Richard Cunningham for very valuable discussions and for helping with the sedimentation experiment. Dr. Reid Johnson has also provided helpful advice for this study. We are indebted to the W. M. Keck Foundation for their support of biomolecular imaging at NYU.

(18) Moffat, H. K. *Nature* 1990, 347, 367-369.

(19) Chen, J.-H.; Kallenbach, N. R.; Seeman, N. C. *J. Am. Chem. Soc.* 1989, 111, 6402-6407.

(20) Caruthers, M. H. In *Chemical and Enzymatic Synthesis of Gene Fragments*; Gassen, H. G., Lang, A., Eds.; Verlag Chemie: Weinheim, 1982; pp 71-79.

(21) Mueller, J. E.; Kemper, B.; Cunningham, R. P.; Kallenbach, N. R.; Seeman, N. C. *Proc. Natl. Acad. Sci. U.S.A.* 1988, 85, 9441-9445.

(22) Ma, R. I.; Kallenbach, N. R.; Sheardy, R. D.; Petrillo, M. L.; Seeman, N. C. *Nucl. Acids Res.* 1986, 14, 9745-9753.

### Alkyl Iodide Decomposition on Copper Surfaces: $\alpha$ -Elimination and $\beta$ -Hydride Elimination from Adsorbed Alkyls

Cynthia J. Jenks, Chao-Ming Chiang, and Brian E. Bent\*

Columbia University, Department of Chemistry  
New York, New York 10027

Received February 12, 1990

Revised Manuscript Received May 20, 1991

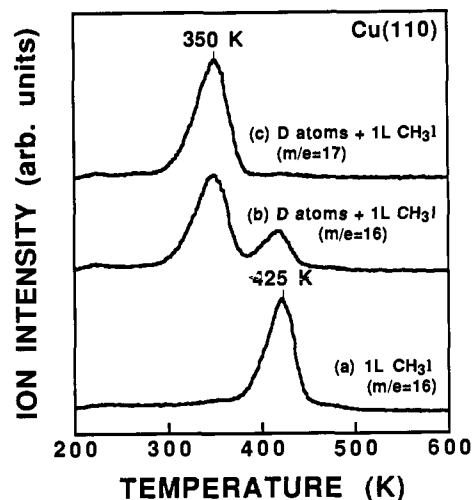
While many studies have addressed carbon-hydrogen bond activation at the  $\alpha$  and  $\beta$  positions in metal-alkyl compounds,<sup>1-3</sup> little is known about the analogous processes on transition-metal surfaces.<sup>4</sup> We report here mechanistic studies of C-H bond activation in alkyls generated on a Cu(110) single crystal surface by dissociative adsorption of alkyl iodides. Our results enable us

(1) (a) Burk, M. J.; McGrath, M. P.; Crabtree, R. H. *J. Am. Chem. Soc.* 1988, 110, 620. (b) Fellmann, J. D.; Schrock, R. R.; Traficante, D. D. *Organometallics* 1982, 1, 481-484. (c) Shilov, A. E.; Shteinman, A. A. *Coord. Chem. Rev.* 1977, 24, 97-143. (d) Cree-Uchiyama, M.; Shapley, J. R.; St. George, G. M. *J. Am. Chem. Soc.* 1986, 108, 1316-1317.

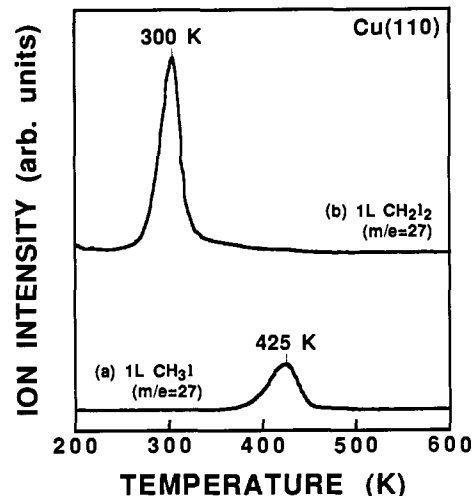
(2) Parkin, G.; Bunel, E.; Burger, B. J.; Trimmer, M. S.; Van Asselt, A.; Bercauw, J. E. *J. Mol. Catal.* 1987, 41, 21-39.

(3) For more general references, see: (a) Collman, J. P.; Hegedus, L. S.; Norton, J. R.; Finke, R. G. *Principles and Applications of Organotransition Metal Chemistry*; University Science Books: Mill Valley, CA, 1980; Chapter 6. (b) Kochi, J. K. *Organometallic Mechanisms and Catalysis*; Academic Press, Inc.: New York, NY, 1978; Chapter 12. (c) Davidson, P. J.; Lappert, M. F.; Pearce, R. *Chem. Rev.* 1976, 76, 219-242. (d) Schrock, R. R.; Parrshall, G. W. *Chem. Rev.* 1976, 76, 243-268.

(4) Recent studies have documented  $\beta$ -hydride elimination by alkyl groups bound to aluminum and platinum: (a) Bent, B. E.; Nuzzo, R. G.; Dubois, L. H. *J. Am. Chem. Soc.* 1989, 111, 1634-1644. (b) Bent, B. E.; Nuzzo, R. G.; Zegarski, B. R.; Dubois, L. H. *J. Am. Chem. Soc.* 1991, 113, 1137-1142. (c) Zaera, F. *J. Am. Chem. Soc.* 1989, 111, 8744-8745. (d) Zaera, F. *Surf. Sci.* 1989, 219, 453-466. (e) Lloyd, K. G.; Campion, A.; White, J. M. *Catal. Lett.* 1989, 2, 105-112. (f) Zaera, F. *J. Phys. Chem.* 1990, 94, 8350-8355.



**Figure 1.** Thermal evolution of methane and partly deuterated methane after adsorption of  $\text{CH}_3\text{I}$  on Cu(110) at 110 K with and without coadsorbed deuterium atoms: (a) desorption of  $m/e = 16$  ( $\text{CH}_4^+$ ) after adsorption of 1.0 L of  $\text{CH}_3\text{I}$ ; (b) and (c) desorption of  $m/e = 16$  ( $\text{CH}_4^+$ ,  $\text{CH}_2\text{D}^+$ ) and  $m/e = 17$  ( $\text{CH}_3\text{D}^+$ ) respectively after preadsorption of deuterium atoms generated using a hot tungsten filament followed by 1.0 L of  $\text{CH}_3\text{I}$ . The D/ $\text{CH}_3\text{I}$  ratio on the surface in these experiments is 4. The heating rate is 2.5 K/s.



**Figure 2.** Thermal evolution of ethylene [monitoring  $m/e = 27$  ( $\text{C}_2\text{H}_3^+$ )] after the adsorption of (a) 1.0 L of  $\text{CH}_3\text{I}$  and (b) 1.0 L of  $\text{CH}_2\text{I}_2$  on Cu(110) at 110 K. The heating rate is 2.5 K/s.

to compare the rates of  $\beta$ -hydride elimination and  $\alpha$ -elimination on copper surfaces. Specifically, we find that the rate of  $\beta$ -hydride elimination from linear alkyls is over 6 orders of magnitude faster than the rate of  $\alpha$ -elimination from adsorbed methyl groups.

The experiments were performed in two ultrahigh vacuum systems equipped with low-energy electron diffraction (LEED), Auger electron spectroscopy (AES), quadrupole mass spectrometry, and high-resolution electron energy loss spectroscopy (HREELS).<sup>5</sup> Using these techniques, we have found that, analogous to other metal surfaces,<sup>4,6-9</sup> alkyl iodides thermally dissociate on copper surfaces below 200 K to form alkyl groups

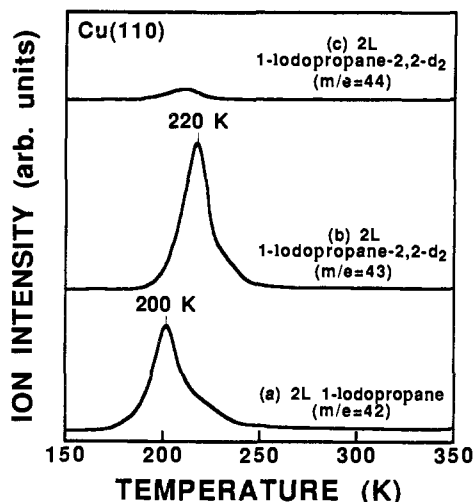
(5) (a) Chiang, C.-M.; Wentzlaff, T.; Bent, B. E., submitted to *J. Phys. Chem.* (b) Jenks, C. J.; Smoliar, L.; Tsang, S.; Bent, B. E., to be submitted to *Surf. Sci.* (c) Lin, J.-L.; Bent, B. E., to be submitted to *J. Chem. Phys.*

(6) (a) Zhou, X.-L.; Solymosi, F.; Blass, P. M.; Cannon, K. C.; White, J. M. *Surf. Sci.* 1989, 219, 294-316. (b) Zhou, X.-L.; White, J. M. *Catal. Lett.* 1989, 2, 375-384.

(7) (a) Zhou, X.-L.; White, J. M. *Chem. Phys. Lett.* 1987, 142, 376-380. (b) Zhou, X.-L.; White, J. M. *Surf. Sci.* 1988, 194, 438-456.

(8) Henderson, M. A.; Mitchell, G. E.; White, J. M. *Surf. Sci.* 1987, 184, L325-L331.

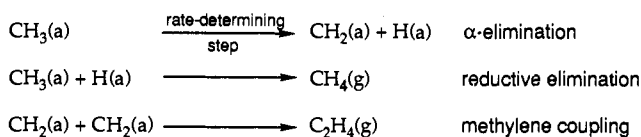
(9) Roop, B.; Zhou, Y.; Liu, Z.-M.; Henderson, M. A.; Lloyd, K. G.; Campion, A.; White, J. M. *J. Vac. Sci. Technol. A* 1989, 7, 2121-2124.



**Figure 3.** Thermal evolution from Cu(110) of (a) propylene ( $m/e = 42$ ) after adsorption of 2.0 L of 1-iodopropane at 110 K and (b,c) propylene- $d$  ( $m/e = 43$ ) and propylene- $d_2$  ( $m/e = 44$ ), respectively, following the adsorption of 2.0 L of 1-iodopropane-2,2- $d_2$  at 110 K. The high-temperature shoulders are due to surface defects.<sup>5b</sup> The heating rate is 2.5 K/s.

and iodine atoms. In addition, studies in which the iodine coverage is varied show that, at least for the low coverages discussed in this paper, the alkyl reaction products and kinetics are not significantly affected by the coadsorbed iodine. These results are discussed in detail elsewhere.<sup>5,10</sup> We report here on the mechanisms and rates of the C-H bond breaking reactions that occur subsequent to C-I bond scission. This chemistry is illustrated with results from studies with iodomethane and 1-iodopropane.

Methyl groups formed by  $\text{CH}_3\text{I}$  dissociation on Cu(110) are stable until temperatures above 400 K as evidenced by the lack of  $\text{H}_2$  desorption at 330-360 K, the temperature range for hydrogen recombination on iodine-covered Cu(110). Above 400 K, methyl groups react to form methane and ethylene, and as shown in Figures 1a and 2a, both products evolve at 425 K. These results are consistent with data previously reported without mechanistic interpretation for the photolysis and thermal annealing of  $\text{CH}_3\text{Br}$  monolayers on copper films.<sup>9</sup> Coverage-dependence studies as well as analyses of the peak shapes indicate first-order reaction kinetics, suggesting that unimolecular C-H bond breaking in the methyl group is rate limiting. Consistent with this inference, studies with  $\text{CD}_3\text{I}$  yield a deuterium isotope effect of  $3.1 \pm 0.8$  at 400 K.<sup>5a</sup> In addition, calibrated mass spectrometry shows that the methane/ethylene ratio is 2, while AES studies indicate that all detectable carbon is removed from the surface by these two products. Taken together, these observations suggest that methane and ethylene are formed by the following coupled reactions:



We have confirmed that  $\alpha$ -elimination is rate determining by studying the subsequent reductive elimination and methylene coupling reactions separately. In particular, as shown in parts b and c of Figure 1, when Cu(110) is precovered with a partial monolayer of deuterium atoms, reductive elimination to form methane- $d$  occurs at temperatures as low as 350 K. Similarly, as shown in Figure 2b, the coupling of methylene groups, formed by thermal dissociation of  $\text{CH}_2\text{I}_2$ , produces ethylene with a peak temperature,  $T_p$ , of 300 K.

While  $\alpha$ -elimination from methyl groups occurs above 400 K,  $\beta$  C-H bond scission in longer alkyls occurs below 250 K. For example, as shown in parts a and b of Figure 3, 1-iodopropane

decomposes to produce propylene ( $T_p = 200$  K), while 1-iodopropane-2,2- $d_2$  decomposes to produce propylene- $d$  ( $T_p = 220$  K). The other product at low coverage is correspondingly  $\text{H}_2$  or  $\text{D}_2$  ( $T_p = 335\text{--}360$  K). The lack of significant propylene- $d_2$  ( $m/e = 44$ ) formation from 1-iodopropane-2,2- $d_2$ , as illustrated in Figure 3c, confirms the  $\beta$ -elimination pathway, while the deuterium isotope effect evident in parts a and b of Figure 3 implicates C-H bond breaking as the rate-determining step. Consistent with this conclusion, it is found that propylene adsorbed on Cu(110) thermally desorbs below 200 K.<sup>5b</sup>

Applying several methods for extracting kinetic parameters from thermal desorption spectra,<sup>11</sup> we find that the ratio of the rate of  $\beta$ -elimination from propyl groups to the rate of  $\alpha$ -elimination from methyl groups at 300 K on iodine-covered Cu(110) is  $\sim 10^{10}$ . Even if one assumes preexponential factors as low as  $10^7$  s<sup>-1</sup>, this ratio is still  $10^6$ . This observation is particularly interesting in light of recent results for the decomposition of alkyl halides on Pt(111) where  $\alpha$ -elimination from methyl groups<sup>12</sup> and  $\beta$ -hydride elimination from ethyl groups<sup>4c-f</sup> occur at quite similar temperatures (260 K vs 200 K). Furthermore, since  $\beta$ -hydride elimination on both Pt(111) and Cu(110) occurs at about 200 K, the major difference between platinum and copper is the differing rate of  $\alpha$ -elimination on these metals. Studies are in progress to address this issue.

**Acknowledgment.** Support from the donors of the Petroleum Research Fund, administered by the American Chemical Society, the NSF (PYI, B.E.B.), and IBM (C.-M.C.) is gratefully acknowledged. We thank Dr. J. W. Mitchell and AT&T Bell Laboratories for donation of a scanning Auger microprobe.

(11) (a) Redhead, P. A. *Vacuum* 1962, 12, 203-211. (b) Chan, C.-M.; Aris, R.; Weinberg, W. H. *Appl. Surf. Sci.* 1978, 1, 360-376. (c) Habenschaden, E.; Kuppers, J. *Surf. Sci.* 1984, 138, L147-L150.

(12) While  $\alpha$ -elimination has not been explicitly demonstrated, methyl group decomposition at 260 K on Pt(111) presumably occurs by this pathway: Liu, Z.-M.; Costello, S. A.; Roop, B.; Coon, S. R.; Akhter, S.; White, J. M. *J. Phys. Chem.* 1989, 93, 7681-7688. See also ref 8.

## Unambiguous Demonstration of Vacant-Site Inversion in a *cis*- $\text{P}_2\text{M}(\text{CO})_3$ Intermediate

M. R. Mason and J. G. Verkade\*

Department of Chemistry, Iowa State University  
Ames, Iowa 50011

Received January 22, 1991

Ligand substitution reactions of octahedral metal carbonyl complexes have been intensely studied over the past 25 years. A wealth of evidence suggests the formation of reactive five-coordinate intermediates in these reactions.<sup>1</sup> Matrix isolation studies and elegant kinetic and flash photolysis studies by Dobson indicate rapid solvolysis of these species even in poorly coordinating solvents such as toluene.<sup>2</sup> Collapse of the nonsolvated five-coordinate intermediates to fluxional TBP species is often proposed to account for isotopic scrambling of  $^{13}\text{CO}$  observed in these substitution reactions.<sup>1</sup> It has also been noted that many ligand substitution

(1) For a review, see: Howell, J. A. S.; Burkinshaw, P. M. *Chem. Rev.* 1983, 83, 557.

(2) (a) Asali, K. J.; van Zyl, G. J.; Dobson, G. R. *Inorg. Chem.* 1988, 27, 3314. (b) Asali, K. J.; Basson, S. S.; Tucker, J. S.; Hester, B. C.; Cortes, J. E.; Awad, H. H.; Dobson, G. R. *J. Am. Chem. Soc.* 1987, 109, 5386. (c) Dobson, G. R.; Hodges, P. M.; Healy, M. A.; Paliakoff, M.; Turner, J. J.; Firth, S.; Asali, K. J. *J. Am. Chem. Soc.* 1987, 109, 4218. (d) Welch, J. A.; Peters, K. S.; Vaida, V. *J. Phys. Chem.* 1982, 86, 1941. (e) Simon, J. D.; Peters, K. S. *Chem. Phys. Lett.* 1983, 98, 53. (f) Simon, J. D.; Xie, X. *J. Phys. Chem.* 1986, 90, 6715. (g) Langford, C. H.; Moralejo, C.; Sharma, D. K. *Inorg. Chim. Acta* 1987, 126, L11. (h) Simon, J. D.; Xie, X. *J. Phys. Chem.* 1987, 91, 5538.

(10) Jenks, C. J.; Paul, A.; Bent, B. E., manuscript in preparation.